

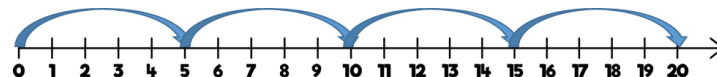
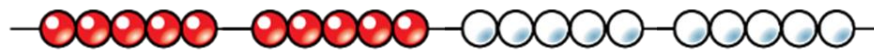
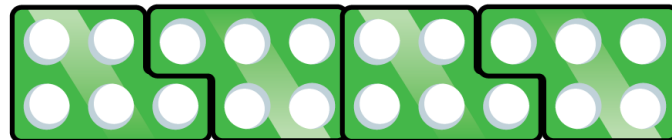


Multiplication

Skill	Year	Representations and models	
Solve one-step problems with multiplication	1/2	Bar model Number shapes Counters	Ten frames Bead strings Number lines
Multiply 2-digit by 1-digit numbers	3/4	Place value counters Base 10	Short written method Expanded written method
Multiply 3-digit by 1-digit numbers	4	Place value counters Base 10	Short written method
Multiply 4-digit by 1-digit numbers	5	Place value counters	Short written method

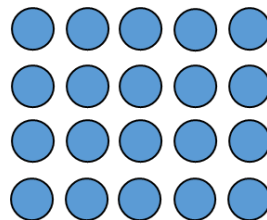
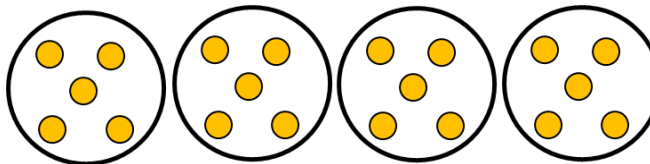
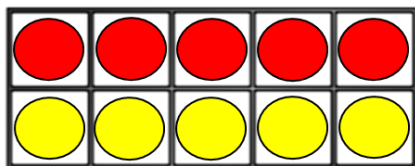
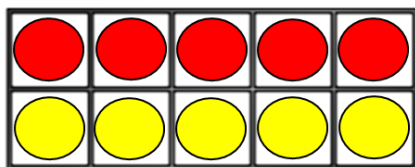
Skill	Year	Representations and models	
Multiply 2-digit by 2-digit numbers	5	Place value counters Base 10	Short written method Grid method
Multiply 2-digit by 3-digit numbers	5	Place value counters	Short written method Grid method
Multiply 2-digit by 4-digit numbers	5/6	Formal written method	

Skill: Solve 1-step problems using multiplication

Year: 1/2



One bag holds 5 apples.
How many apples do 4 bags hold?



$$5 + 5 + 5 + 5 = 20$$

$$4 \times 5 = 20$$

$$5 \times 4 = 20$$

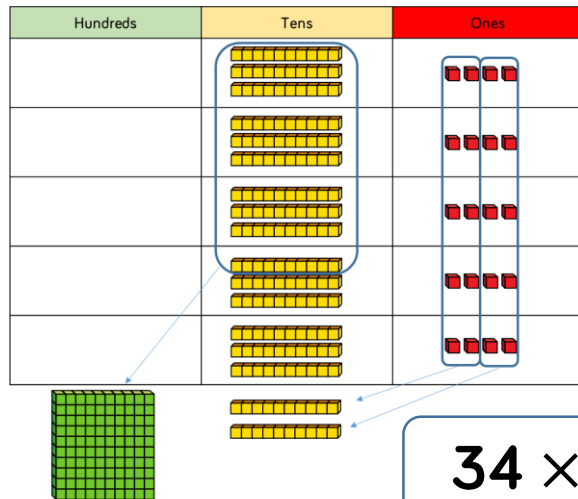
Children represent multiplication as repeated addition in many different ways.

In Year 1, children use concrete and pictorial representations to solve problems. They are not expected to record multiplication formally.

In Year 2, children are introduced to the multiplication symbol.

Skill: Multiply 2-digit numbers by 1-digit numbers

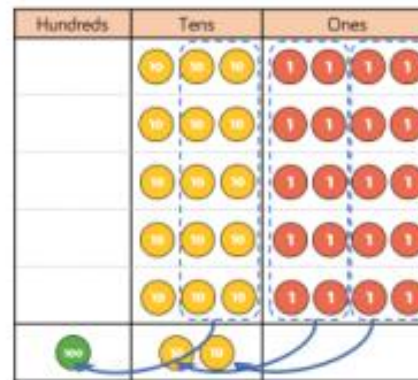
Year: 3/4



	H	T	O	
		3	4	
x			5	
		2	0	(5 × 4)
+	1	5	0	(5 × 30)
	1	7	0	

$$34 \times 5 = 170$$

	H	T	O	
		3	4	
x			5	
	1	7	0	
	1	2		

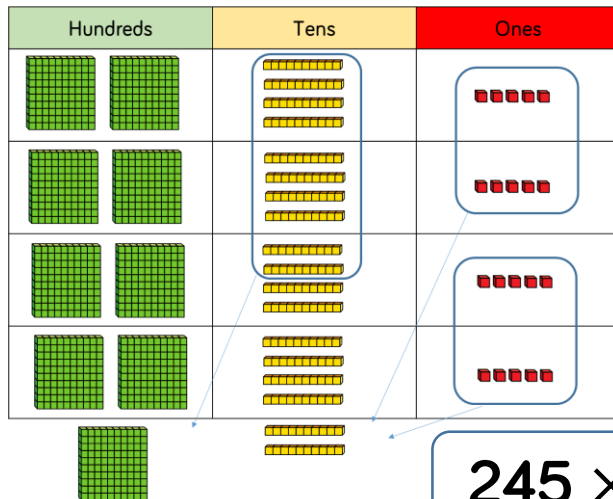


Teachers may decide to first look at the expanded column method before moving on to the short multiplication method.

The place value counters should be used to support the understanding of the method rather than supporting the multiplication, as children should use times table knowledge.

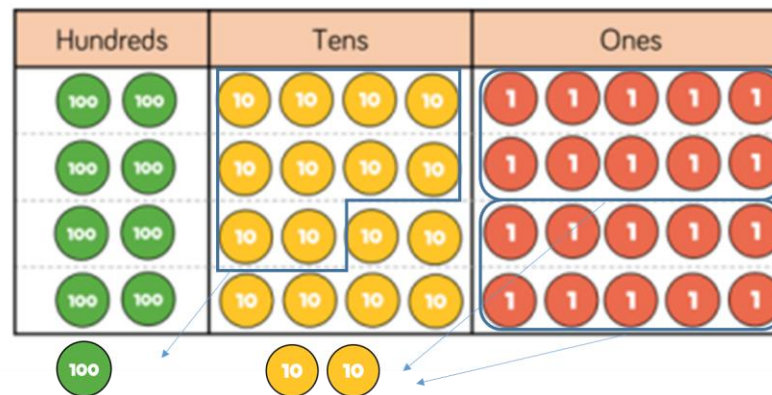
Skill: Multiply 3-digit numbers by 1-digit numbers

Year: 3/4



	H	T	O
	2	4	5
x			4
	9	8	0
	1	2	

$$245 \times 4 = 980$$



When moving to 3-digit by 1-digit multiplication, encourage children to move towards the short, formal written method.

Base 10 and place value counters continue to support the understanding of the written method. Limit the number of exchanges needed in the questions and move children away from resources when multiplying larger numbers.